

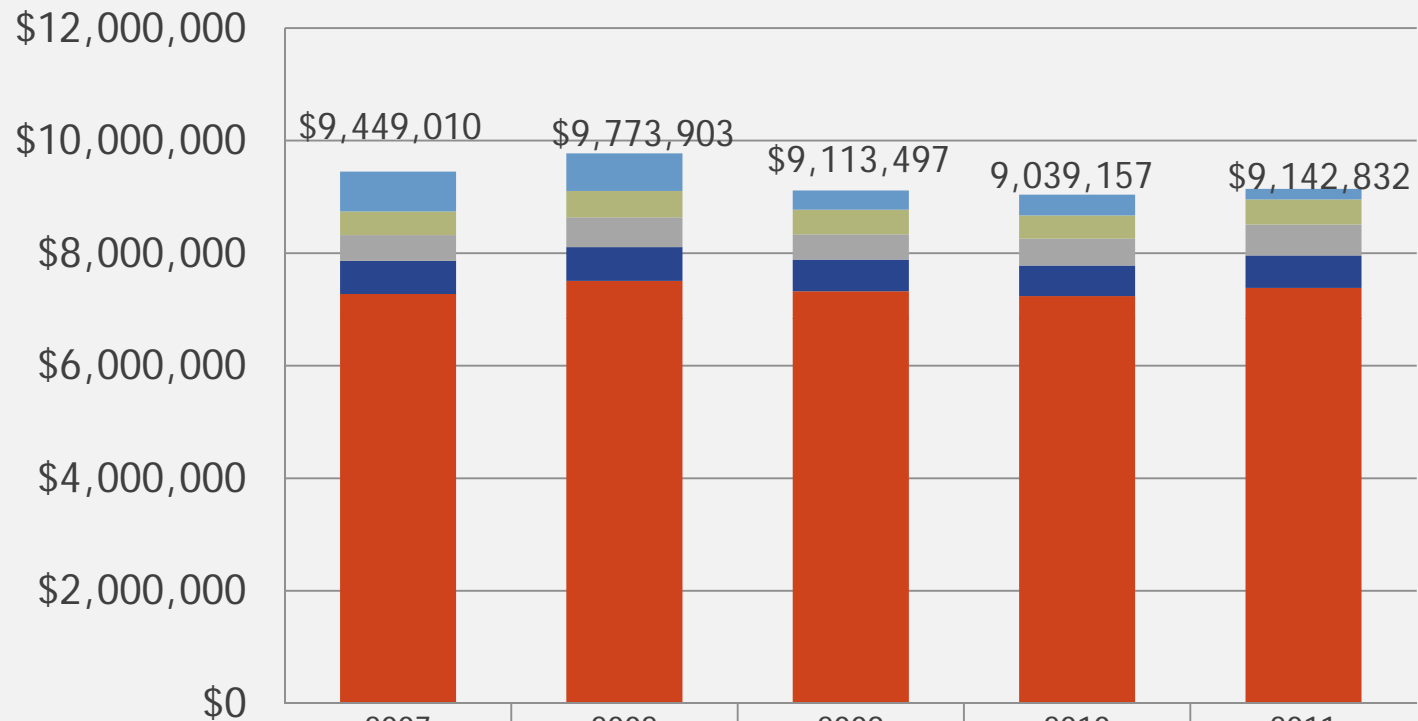
[plantemoran.com](http://plantemoran.com)

plante  
  
moran

■ City of Bloomfield Hills, Michigan  
Audit Presentation to the City Commission

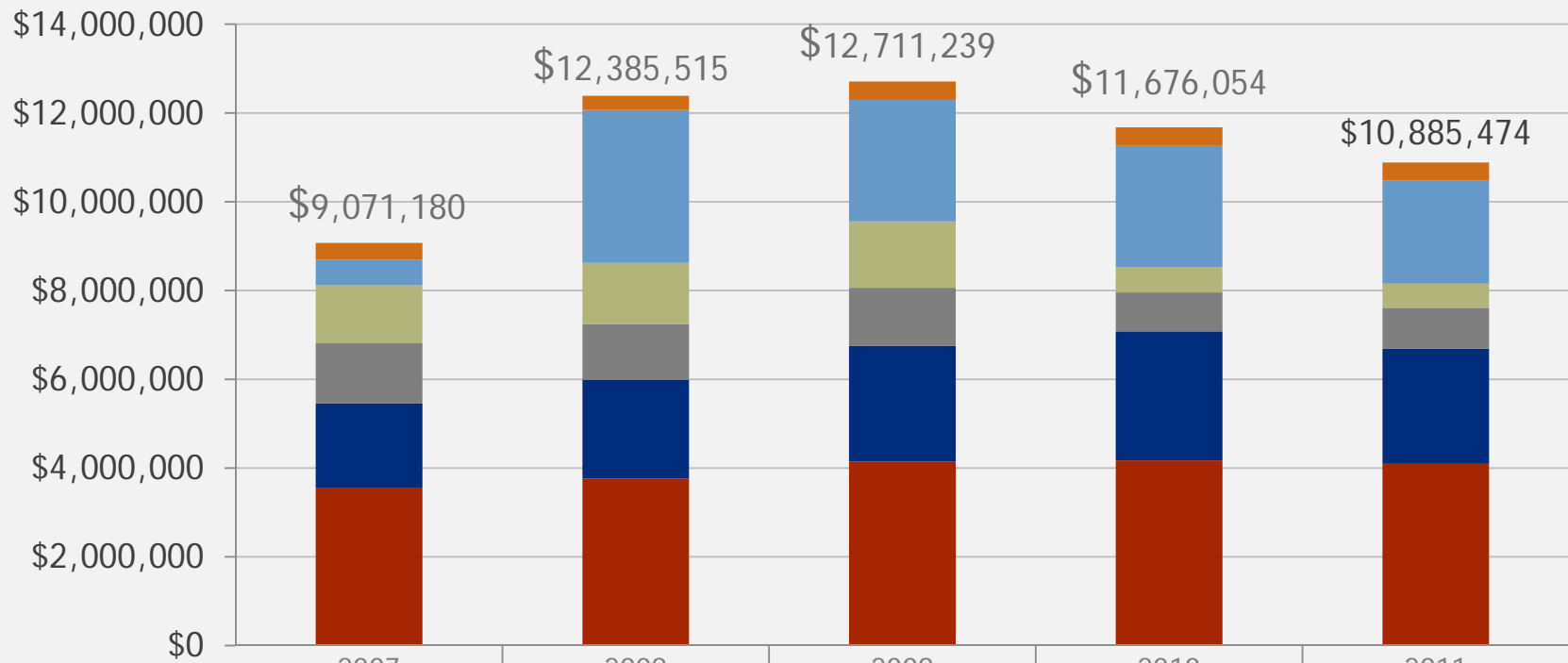
FOR YEAR ENDED JUNE 30, 2011

# City of Bloomfield Hills Governmental Fund Revenue Years Ended June 30



	2007	2008	2009	2010	2011
Interest and Other	\$706,345	\$668,309	\$341,882	\$368,213	\$188,056
Fines and Forfeitures	\$421,396	\$469,317	\$435,723	\$413,128	\$446,813
Licenses, Permits and Charges	\$457,521	\$529,343	\$450,123	\$477,806	\$547,562
Federal and State Sources	\$588,588	\$599,693	\$562,228	\$541,464	\$578,872
Property Taxes	\$7,275,160	\$7,507,241	\$7,323,541	\$7,238,545	\$7,381,529

# City of Bloomfield Hills Governmental Fund Expenditures Years Ended June 30



	2007	2008	2009	2010	2011
48th District Court	\$375,540	\$319,664	\$421,279	\$418,867	\$414,461
Capital Expenditures	\$574,987	\$3,441,385	\$2,731,172	\$2,730,398	\$2,306,993
Debt Service	\$1,294,649	\$1,386,253	\$1,495,356	\$569,288	\$554,241
Public Works	\$1,363,802	\$1,247,835	\$1,311,551	\$878,688	\$919,065
General Government	\$1,900,016	\$2,229,411	\$2,602,817	\$2,905,782	\$2,595,786
Public Safety	\$3,562,186	\$3,760,967	\$4,149,064	\$4,173,031	\$4,094,928

# City of Bloomfield Hills General Fund - Budgetary Comparison Year Ended June 30, 2011



	Original Budget	Amended Budget	Actual	Variance with Amended Budget
<b>Revenue</b>				
Property taxes	\$ 7,389,612	\$ 7,389,612	\$ 7,381,529	\$ (8,083)
Licenses and permits	320,800	377,900	456,843	78,943
State-shared revenue and grants	225,838	247,418	291,250	43,832
Charges for services	42,600	70,200	77,515	7,315
Fines and forfeitures	425,000	425,000	446,813	21,813
Investment income	36,789	36,789	67,455	30,666
Other revenue:				
Special assessments	15,388	27,750	27,729	(21)
Other miscellaneous income	55,260	94,204	89,158	(5,046)
Total revenue	8,511,287	8,668,873	8,838,292	169,419

See page 34 on the Audited Financial Report as of June 30, 2011 for the full schedule

# City of Bloomfield Hills General Fund - Budgetary Comparison Year Ended June 30, 2011



	Original Budget	Amended Budget	Actual	Variance with Amended Budget
<b>Expenditures</b>				
Current:				
General government:				
City Commission	1,575	1,574	698	876
City manager	131,335	131,335	130,974	361
Treasurer	87,712	76,612	75,995	617
Assessing	51,500	51,500	43,430	8,070
General administration	1,809,718	1,548,928	1,515,742	33,186
Clerk	96,714	96,714	87,374	9,340
Buildings and grounds	170,500	164,215	168,282	(4,067)
Attorney	286,700	253,800	266,503	(12,703)
Building and planning	225,020	261,350	273,889	(12,539)
Engineering	66,900	35,000	25,105	9,895
Library	19,600	8,000	7,794	206
Total general government	2,947,274	2,629,028	2,595,786	33,242
48th District Court	425,000	425,000	414,461	10,539
Public safety	4,589,190	4,162,540	4,094,446	68,094
Public works	613,423	577,540	452,285	125,255
Capital outlay	106,800	76,800	52,468	24,332
Debt service	103,600	118,398	117,576	822
Total expenditures	8,785,287	7,989,306	7,727,022	262,284
<b>Excess of Revenue Over (Under)</b>				
<b>Expenditures</b>	(274,000)	679,567	1,111,270	431,703

See page 34 on the Audited Financial Report as of June 30, 2011 for the full schedule

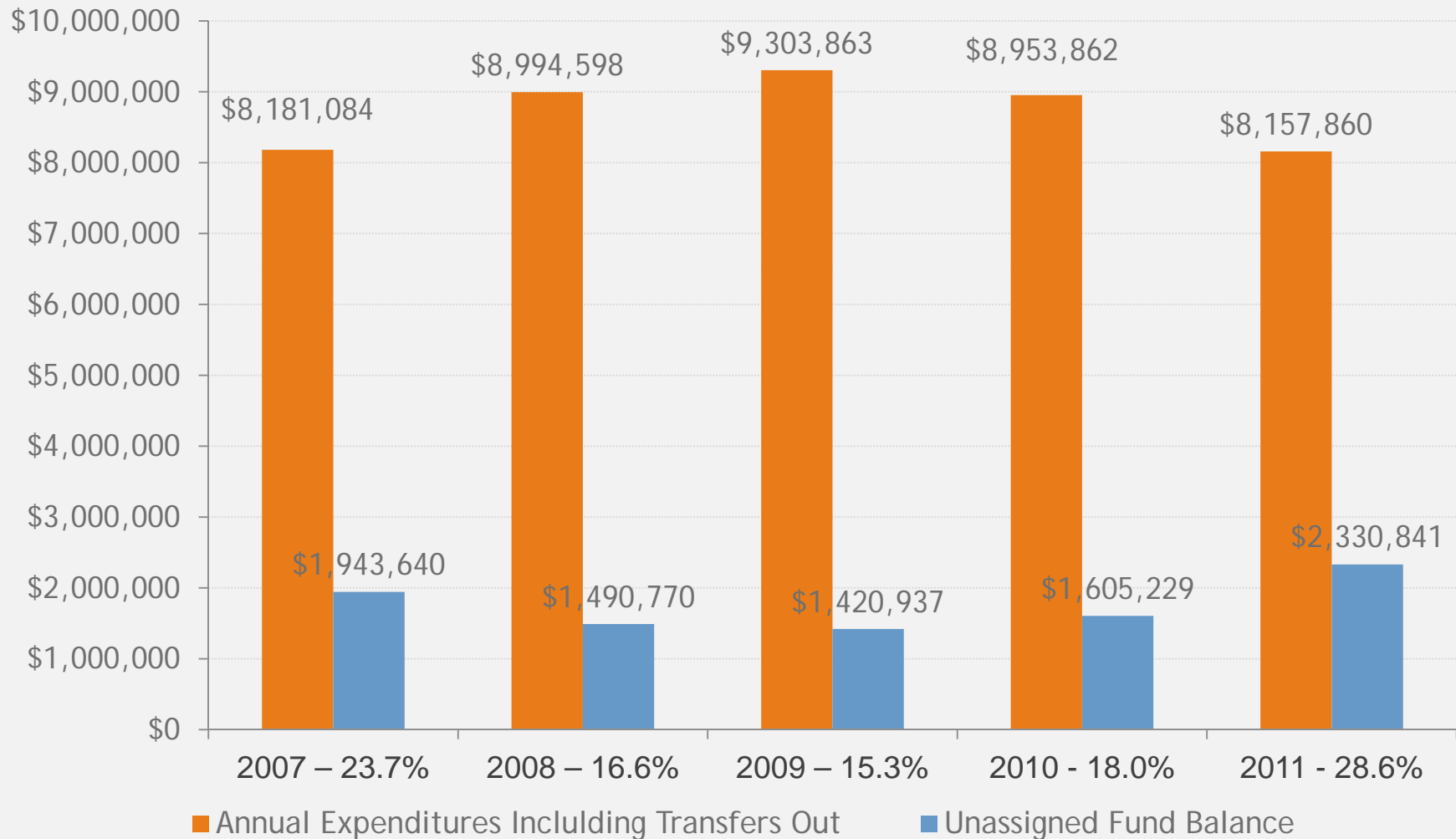
# City of Bloomfield Hills General Fund - Budgetary Comparison Year Ended June 30, 2011



	Original Budget	Amended Budget	Actual	Variance with Amended Budget
<b>Other Financing Sources (Uses)</b>				
Transfers out	(252,240)	(430,838)	(430,838)	-
<b>Net Change in Fund Balance</b>	(526,240)	248,729	680,432	431,703
<b>Fund Balance - Beginning of year</b>	4,028,037	4,028,037	4,028,037	-
<b>Fund Balance - End of year</b>	<b>\$ 3,501,797</b>	<b>\$ 4,276,766</b>	<b>\$ 4,708,469</b>	<b>\$ 431,703</b>

See page 39 on the Audited Financial Report as of June 30, 2011 for the full schedule  
plantemoran.com

# City of Bloomfield Hills General Fund—Fund Balance Years Ended June 30



# City of Bloomfield Hills General Fund—Fund Balance Breakdown June 30, 2011



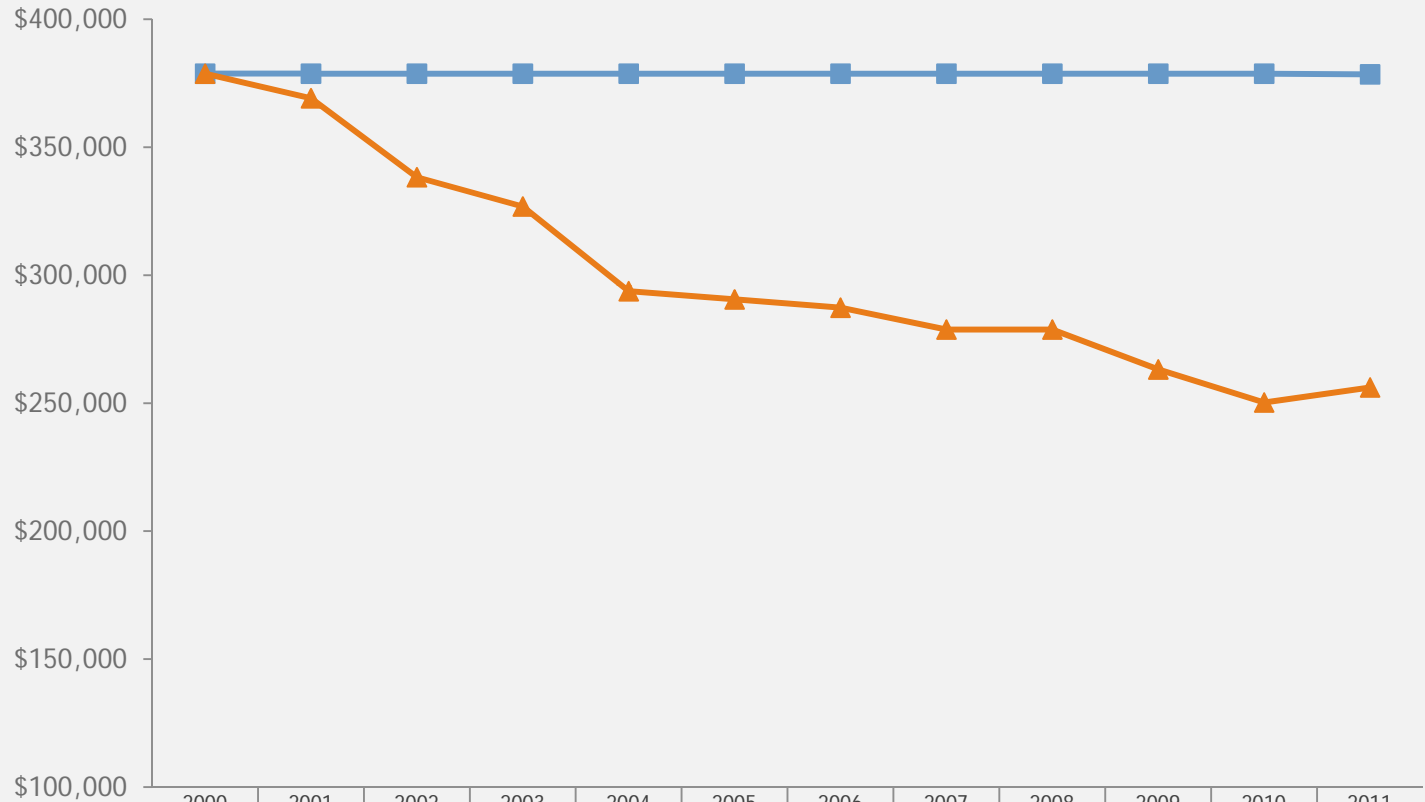
Fund Balance		
Nonspendable:		
Prepaid expenses		\$ 175,648
Restricted:		
Cable Television		106,483
Assigned:		
City Roads signs		50,000
Compensated Absences		495,497
Other postemployment benefit obligation		1,500,000
Fire truck		50,000
Unassigned		<u>2,330,841</u>
Total Fund Balance		<u>4,708,469</u>


# City of Bloomfield Hills Timing of Property Tax Decreases



Budget Year	6/30/09	6/30/10	6/30/11	6/30/12	6/30/13
Assessment date (based on sales from 12-24 months prior)	12/31/07	12/31/08	12/31/09	12/31/10	12/31/11
Levy date	7/01/08	7/01/09	7/01/10	7/01/11	7/01/12
Taxable value	897,045,090	849,145,070	808,342,590	739,557,470	Projected 5-10% decreases
Percent increase (decrease)	0.8%	<5.3%>	<4.8%>	<8.5%>	

# City of Bloomfield Hills Revenue Sharing Payment History Fiscal Years Ended June 30





For more information contact:

Les Pulver

248.223.3273

Leslie.Pulver@plantemoran.com

Pam Hill

810.766.6022

Pamela.Hill@plantemoran.com

■ THANK YOU